



## BASIC DATA

<b>Capital</b>	Ostrava
<b>Population of capital city (2019)</b>	289,128
<b>Total population – region (2019)</b>	1,203,299
<b>Labour force – region (Q4 2018)</b>	608,970
<b>Population density (2018)</b>	222

Source: Czech Statistical Office, 2019

## GDP IN REGION 2017

	Total (mil.EUR)	Per capita (EUR)
<b>Moravia-Silesia</b>	18,499	15,321
<b>Share of GDP of CR</b>	9.4 %	
<b>Regional GDP per capita, CR average = 100</b>	82.4 %	

Note: Average exchange rate for 2018 CZK/EUR = 25.64, CNB

Source: Czech Statistical Office, 2019

## STOCK OF FOREIGN DIRECT INVESTMENT 2017

Region	EUR mil.
<b>Moravia-Silesia</b>	8,334.3
<b>Czech Republic Total</b>	130,041.9

Source: Czech National Bank, 2019; as of 31 December 2017

## EMPLOYMENT BY SELECTED SECTORS Q4 2018

CZ-NACE code	Empl.
<b>Manufacturing</b>	184,078
<b>Construction</b>	41,045
<b>Information and communication</b>	17,528
<b>Financial and insurance activities</b>	11,040
<b>Professional, scientific and technical activities</b>	20,793
<b>Administrative and support service activities</b>	16,992
<b>Total</b>	589,995

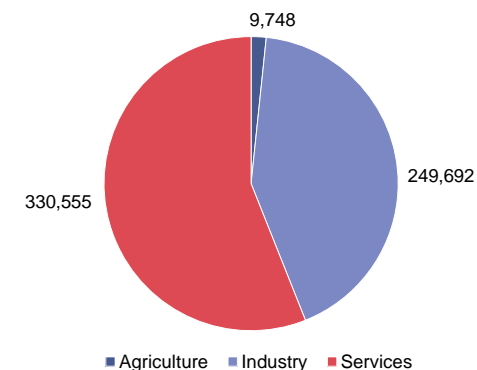
Source: Czech Statistical Office, 2019

## AVERAGE UNEMPLOYMENT RATE

Region	2018	April 2019
<b>Moravia-Silesia</b>	4.9 %	4.4 %
<b>Czech Republic</b>	3.1 %	2.7 %

Source: Ministry of Labour and Social Affairs, 2019

## EMPLOYMENT BY OCCUPATION IN Q4 2018



Source: Czech Statistical Office, 2019

## EDUCATION 2018/2019

Moravia-Silesia Region	Schools	Students	Graduates
<b>Training centre</b>	66	10,336	2,535
<b>Secondary specialized school</b>	102	23,427	4,152
<b>Higher professional school</b>	13	2,216	466
<b>University*</b>	4	23,811	6,376

Note: \*University in the region and other university branches. High Schools are not included.

Source: Ministry of Education, Youth and Sport, 2019

## LANGUAGE SKILLS IN THE POPULATION (in %)

Moravia-Silesia Region	Language skill – all levels
<b>English</b>	45.7
<b>German</b>	30.2
<b>Russian</b>	33.8

Note: All levels – fluent, active, passive

Source: STEM, June 2014; CzechInvest 2019

## GROSS MONTHLY WAGES (MEDIAN) FOR SELECTED POSITIONS 2018 (EUR)

Position	Region	Czech Republic
<b>Manufacturing managers in manufacturing</b>	1,947	2,328
<b>Mechanical engineers</b>	1,645	1,887
<b>Electrical engineers</b>	NA	1,914
<b>Accountants</b>	1,587	1,702
<b>Economists</b>	2,022	1,732
<b>Electrical engineering technicians</b>	NA	1,514
<b>Mechanical engineering technicians</b>	1,268	1,409
<b>Secretaries</b>	857	934
<b>Toolmakers and related workers</b>	1,127	1,072
<b>Mechanical machinery assemblers</b>	1,167	1,108
<b>Electrical and electronic equipment assemblers</b>	1,034	962
<b>Manufacturing labourers</b>	822	846

Source: Ministry of Labour and Social Affairs, 2019

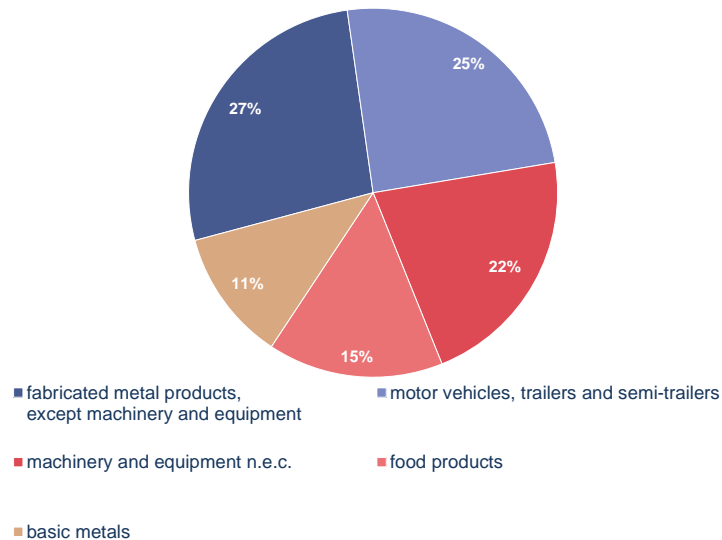
## TRAVEL DISTANCES

From	To Prague Airport	To Brno Airport
<b>Ostrava</b>	395 km	165 km
<b>Opava</b>	393 km	164 km
<b>Karvina</b>	420 km	186 km
<b>Frydek-Mistek</b>	390 km	163 km

Source: Google Route Planner, 2019

## TOP 5 INDUSTRIES BY CZ-NACE IN 2017

Number of enterprises\* in manufacturing: 218\*\*

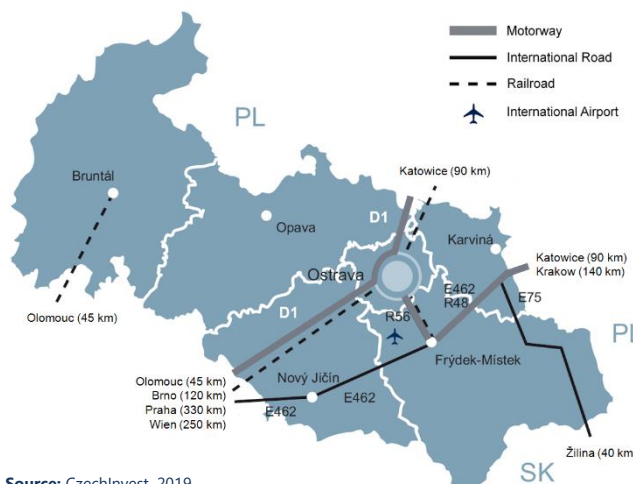


\*with 100+ employees

\*\*a lot of companies have its headquarters located in Prague, yet having production facility in other region

Source: Czech Statistical Office, 2019

## TRANSPORT INFRASTRUCTURE



Source: CzechInvest, 2019

## TOP 20 COMPANIES IN MANUFACTURING INDUSTRY (RANKED BY TURNOVER 2017/ mil. EUR)

Company	Location	Sector	Turnover	Employees
<b>Hyundai Motor Man. Czech</b>	Nizni Lhoty	Man. of motor vehicles	5,655	2,500 - 2,999
<b>ArcelorMittal Ostrava</b>	Ostrava	Man. of basic iron and steel and of ferro-alloys	1,628	4,000 - 4,999
<b>Trinecke Zelezarny</b>	Trinec	Man. of basic iron and steel and of ferro-alloys	1,480	5,000 - 9,999
<b>Mobis Automotive Czech</b>	Nosovice	Man. of other parts for motor vehicles	1,380	500 - 999
<b>Varroc Lighting Systems</b>	Senov u NJ	Man. of electric lighting equipment	890	3,000 - 3,999
<b>Brose CZ</b>	Koprivnice	Man. of other parts for motor vehicles	808	3,000 - 3,999
<b>Sungwoo Hitech</b>	Ostrava	Man. of other parts for motor vehicles	784	1,500 - 1,999
<b>Vitkovice Steel</b>	Ostrava	Man. of basic iron and steel and of ferro-alloys	531	1,000 - 1,499
<b>Teva Czech Industries</b>	Opava	Man. of pharmaceutical preparations	347	1,500 - 1,999
<b>Hanon Systems Autopal</b>	Nový Jičín	Man. of other parts for motor vehicles	319	1,500 - 1,999
<b>Hyundai Dymos Czech</b>	Nosovice	Man. of other parts for motor vehicles	318	500 - 999
<b>Brembo Czech</b>	Ostrava	Man. of other parts for motor vehicles	312	1,000 - 1,499
<b>Mahle Behr Ostrava</b>	Mosnov	Man. of other parts for motor vehicles	271	1,000 - 1,499
<b>Tatra Trucks</b>	Kopřivnice	Man. of motor vehicles	267	1,000 - 1,499
<b>Lenzing Biocel Paskov</b>	Paskov	Man. of pulp	254	250 - 499
<b>Plakor Czech</b>	Mošnov	Man. of other parts for motor vehicles	246	1,000 - 1,499
<b>Hyundai Steel Czech</b>	Nosovice	Man. of iron and steel	233	50 - 99
<b>ArcelorMittal Tubular Products</b>	Ostrava	Man. of tubes, pipes	225	1,000 - 1,499
<b>Bontrans Group</b>	Bohumín	Man. of railway locomotives and rolling stock	224	1,000 - 1,499
<b>BorsodChem Mchz</b>	Ostrava	Man. of other organic basic chemicals	203	250 - 499

Source: Bisnode Albertina Silver Edition, 2019 (EUR/CZK – 1/25.64, average 2018 CNB)